

**SALTEND COGENERATION PLANT:
2003 UPDATE OF ENVIRONMENTAL STATEMENT**

INTRODUCTION

1.1 Environmental Statement

In 2002, the Saltend Cogeneration Plant, operated by the Saltend Cogeneration Company Limited (SCCL) received registration under the Eco-Management and Audit Scheme (EMAS)¹. As part of the registration process, an Environmental Statement was published, and verified by EAQA, which contained the following information:

- A message from the Station Manager
- Health Safety and Environmental Policy
- A description of the Environmental Management System
- A review of Environmental Aspects and Impacts
- Data relating to the environmental performance of the Power Plant in 2001
- Performance against 2001 Environmental Improvements Objectives
- Environmental Improvement Objectives for 2002.

1.2 Update of Environmental Statement

This document comprises an annual update of our environmental improvement programme and of environmental performance information for the year 2003. . An update has previously been produced for 2002.


Since the publication of the 2001 Environmental Statement, the Health Safety and Environmental Policy was re-approved by the Station Manager. SCCL maintained full legal compliance and there have been no significant changes to the ISO 14001 certified Environmental Management System. The performance-auditing programme for 2003 was extended to include computerised systems and environmental monitoring and 22 audits were completed. This included both internal review and audit by independent external bodies.

ENVIRONMENTAL IMPROVEMENT OBJECTIVES

The following objectives were set for 2003 based on a review of the significant aspects and impacts, with contributions and support from SCCL personnel.

2003 OBJECTIVES	TARGET	PROGRESS
Review maintenance of environmentally critical plant	June 2003	New procedure finalised for formal approval.
New environmental accident management plan	December 2003	Carried over to 2004 objectives
Introduce new induction hand-out	May 2003	Booklets revised.
CCTV for stack and cooling tower releases.	December 2003	CCTV in operation.
Establish recording of unburned gas released.	April 2003	Methodology confirmed.
Include local air quality in monitoring procedure.	June 2002	Procedure revised.
Improve dock discharge monitoring	June 2003	Additional work identified. Carried over to 2004


¹ EC No 761/2001


EAQA Ltd.

Complete new EA reporting requirement.	February 2003	Report issued
Complete dock fish survey	May 2003	Completed by IECS
Support water vole conservation project	April 2003	Funding provided
Agree creative conservation initiative to complete planning consent condition.	April 2003	Environmental improvements at Hedon Airfield agreed with English Nature and Local Authorities
Silencing equipment for start-up and secondary boiler de-aerator vents.	December 2003	Installed.
Silencers to HRSG de-aerator vents	August 2003	Installed.
Noise surveys	December 2003	Completed.
Site energy efficiency plan.	April 2003	First stage complete. Additional work identified and carried over to 2004
Recycle waste water	March 2003	Blow down recovery commenced
Complete 'duty of care' audit on waste disposal streams	Sept 2003	Partially complete continuing in 2004
Quantify solid waste for off-site disposal.	April 2003	Data collated.

The following Environmental improvement objectives are set for 2004

2004 OBJECTIVES	TARGET
Clear discharge of intake screen backwash to King George dock	Jan 04
Review & re-issue SCCL HSE policy	Jan 04
Commission dock abstraction dosing equipment	Mar 04
Environmental awareness training for new starters	Mar 04
Establish new environmental accident management plan	Mar 04
Obtain EU emissions trading permit	Mar 04
Energy efficiency plan	Apr 04
Implement recommendations arising from the EAQA audit of the environmental management system	May 04
Complete 'Duty of Care' audit on waste disposal	Jun 04
Maintenance of environmentally critical plant	Jun 04
Prepare for IPPC Authorisation	Jun 06
Review maintenance of environmentally critical plant	Jun 04
Support local water vole project	Jun 04
Update environmental information	Jun 04
Review the efficiency of operation of the oily water separator.	Sep 04
Recover export steam condensate	Sep 04
Revise external reporting procedure	Sep 04
Revise schedule 9 statement	Nov 04
Monitor Macrofouling control	Dec 04
Monitor waste policy legislation	Dec 04
Noise surveys	Dec 04
Improve dock discharge arrangements	Dec 04
Support environmental education	Dec 04


EAQA Ltd

ENVIRONMENTAL PERFORMANCE

3.1 Key Raw Material Use

The quantity of key raw materials used on site is summarised below.

RAW MATERIALS	QUANTITY (tonnes)		
	2001	2002	2003
Dock Water (net abstraction)	5,626,164	7,433,448	5,306,612
Mains (potable) water	1,925,222	2,272,254	2,196,596
Natural Gas	1,394,796	1,196,672	1,304,617
Sodium hydroxide (caustic soda)	3,380	3,696	3,372
Sulphuric acid	3,336	3,041	3,248
Sodium hypochlorite (bleach)	735	817	986

Storm water is collected and fed to the Cooling Towers by means of a catchment pond. To prevent contamination of Cooling Towers with microbiological organisms from this pond, treatment with sodium hypochlorite (bleach) was started in 2003. This was in addition to the treatment of the Cooling Towers.

3.2 Energy Produced

The quantity of electricity and steam produced by the Saltend Cogeneration Plant is summarised below.


ENERGY PRODUCTION	QUANTITY		
	2001	2002	2003
Electricity exported (megawatts)	8,200,840	7,413,576	8,256,404
Steam supplied (tonnes)	944,420	1,199,557	1,188,499

3.3 Air Emissions

Emissions to air from the operation of the Saltend Cogeneration Plant are summarised below.

AIR EMISSIONS	QUANTITY (tonnes)			LIMIT (tonnes)
	2001	2002	2003	
Carbon dioxide	< 3,836,000	< 3,291,000	< 3,610,000	4,077,000
Nitrogen oxides	< 3,413	< 3,176	< 2,005	4,055
Carbon monoxide	< 109	< 92	< 54	not applicable
Sulphur dioxide	< 44	< 38	< 4.5	50
Unburned Natural Gas	not available	< 31	2.5	not applicable

Spot sampling of stack emissions allowed more accurate calculation of sulphur dioxide emissions in 2003. Data for 2001 and 2002 therefore represent over-estimates.


EACQ Ltd

3.4 Water

Discharges to water from the operation of the Saltend Cogeneration Plant are presented below.

WATER DISCHARGES	QUANTITY			LIMIT
	2001	2002	2003	
Water abstracted (tonnes)	13,650,243	14,731,198	13,154,630	26,280,000
Total discharge (tonnes)	8,024,079	7,297,750	7,848,018	not applicable
Cadmium (kilograms)	< 0.012	< 0.013	< 0.013	2
Mercury (kilograms)	< 0.052	< 0.014	< 0.051	10

3.5 Waste

Waste arising from the operation of the Saltend Cogeneration Plant is summarised below.

WASTE DISPOSAL	QUANTITY		
	2001	2002	2003
General Waste	4,628 tonnes	199 tonnes	48 tonnes
Special Waste	33 tonnes	6 tonnes	42 tonnes

Improved monitoring of waste disposals provided a better estimate of the quantities arising in 2002 and 2003. Special waste disposals include GT air filters (28t) replaced during outages.

3.2 Complaints

No environmental complaints were received from members of the public during 2003. Two enquiries regarding air quality were received from Shift Managers, at the adjacent BP Chemicals complex. No SCCL problems were identified on both occasions.

FURTHER INFORMATION

The Environmental Statement will be re-published in 2005 and will contain data for the year 2004.


In the meantime, further information can be sought from:

Richard Hinks (Station Manager)
Saltend Cogeneration Plant
Saltend Cogeneration Company Limited
Saltend
Hedon Road
Hull
East Yorkshire
HU12 8GA

Telephone 01482 895 500

VERIFICATION

AFAQ-EAQA Ltd (UK-V-0010) verified this statement on 30th June 2004 against the requirements of the EMAS Regulation (EC No. 761/2001).



EAQA Ltd.